

Scaled data based on original data using  
LM-79-08 Approved Method: Electrical and Photometric Measurements of Solid-  
State Lighting Products

Test Report Prepared for  
Cooper Lighting Solutions  
(formerly Eaton)

Brand: McGRAW-EDISON

Report Number: P228729

Luminaire Tested: **ISS-AF-1000-LED-E1-RW-7030-ULG**

Issue Date: 3/3/2020

**Test Information**

Test Method: LM-79-08  
Report Number: P228729  
TEST IS SCALED FROM IESNA LM-79-08 TEST DATA (P29765)-DOWNLIGHT AND  
Test Lab: INNOVATION CENTER-P2  
Issue Date: 3/3/2020  
Manufacturer: COOPER LIGHTING SOLUTIONS (FORMERLY EATON)  
Product Line: MCGRAW-EDISON  
Catalog Number: ISS-AF-1000-LED-E1-RW-7030-ULG  
Description: IMPACT ELITE LED QUATER SPHERE LUMINAIRE WITH UPLIGHT  
LIGHT SQUARE WITH ACCULED OPTICS-RECTANGULAR WIDE TYPE I, WITH UPLIGHT  
GLOW  
Light Source: (16) 3000K CCT, 70 CRI LEDs and (1) UPLIGHT LED  
Ballast/Driver: ELECTRONIC DRIVER

**Summary**

Lumens per Lamp: N/A  
Luminaire Lumens: 6532.2 lumens  
Efficiency: N/A  
Efficacy: 91.6 lumens/watt  
Luminous Opening: Rectangular w/ Sides (W: 0.5' x L: 0.5' x H: 0.54')  
IES Classification: Type II - Medium - Non-Cutoff  
BUG Rating: B2 - U5 - G2  
  
Input Watts (W): 71.3  
Input Voltage (V): 120  
Input Current (Ain): NR  
Voltage Rise (V): NR  
Power Factor: NR  
Total Harmonic Distortion (THDi): NR  
Frequency (hertz): 60  
Stabilization Time: NR  
Operation Time: NR  
Ambient Temperature (°C): NR  
Test Distance: 25 FT

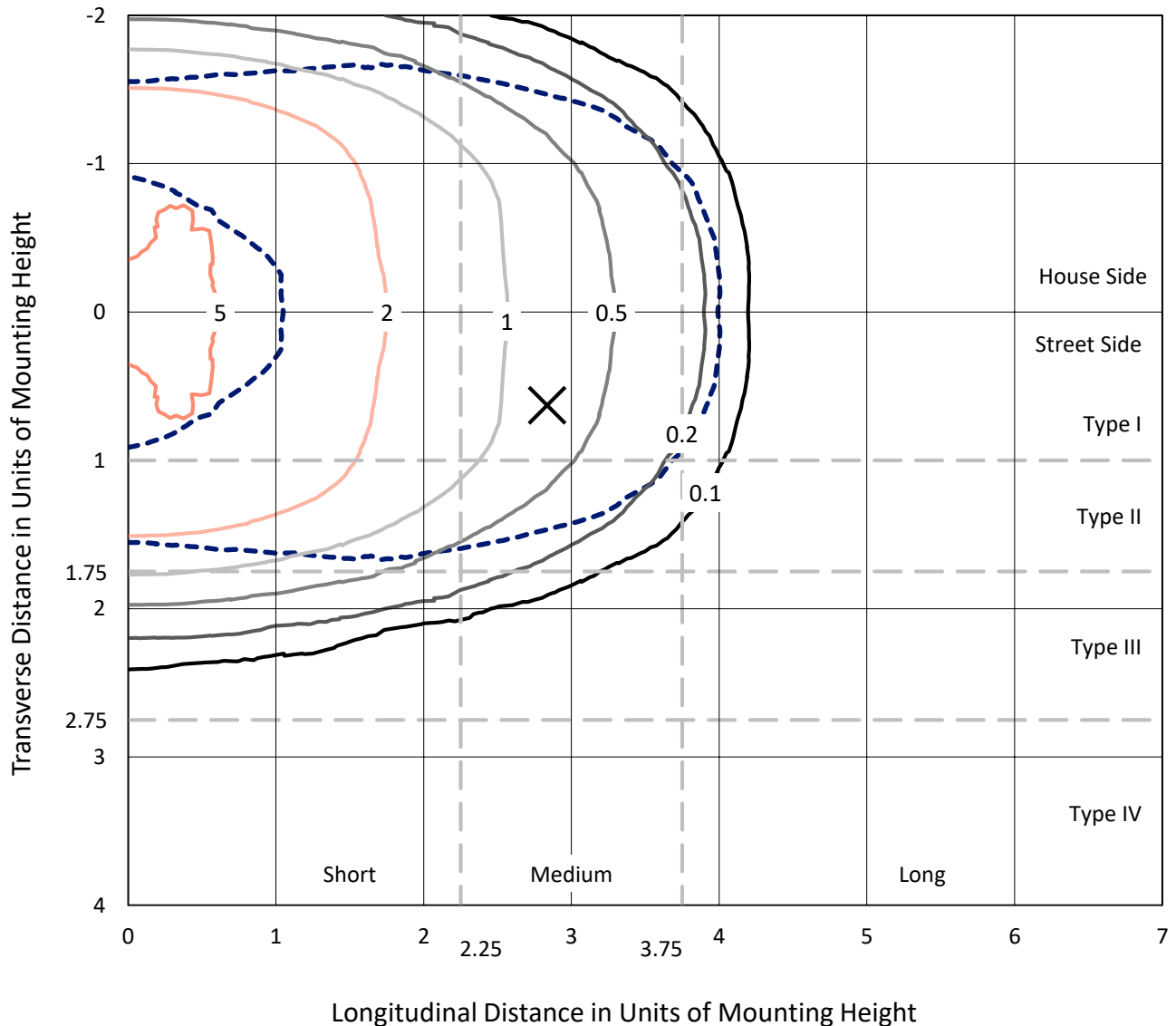


REPORT NUMBER: P228729

CATALOG NUMBER: ISS-AF-1000-LED-E1-RW-7030-ULG

### Iso-Footcandle Lines of Horizontal Illumination

× Max cd  
 - - - 1/2 Max cd

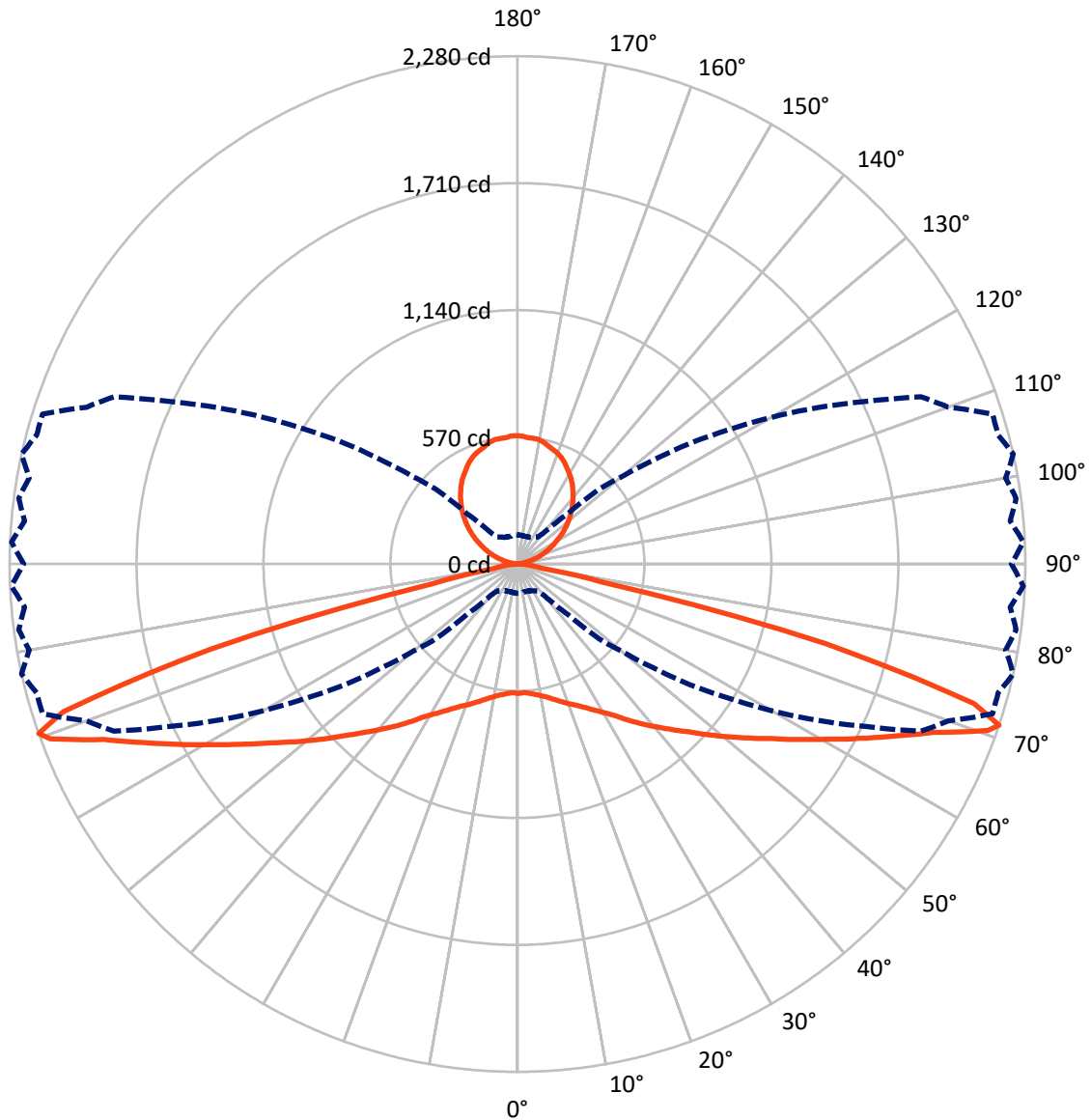


Based on 10 foot mounting height. Maximum calculated value = 6 fc  
 Type II - Medium - Non-Cutoff

REPORT NUMBER: P228729

CATALOG NUMBER: ISS-AF-1000-LED-E1-RW-7030-ULG

### Luminous Intensity Polar Plot



— Vertical Plane Through 77.5-Deg Lateral      - - - Horizontal Cone Through 71-Deg Vertical

REPORT NUMBER: P228729

CATALOG NUMBER: ISS-AF-1000-LED-E1-RW-7030-ULG

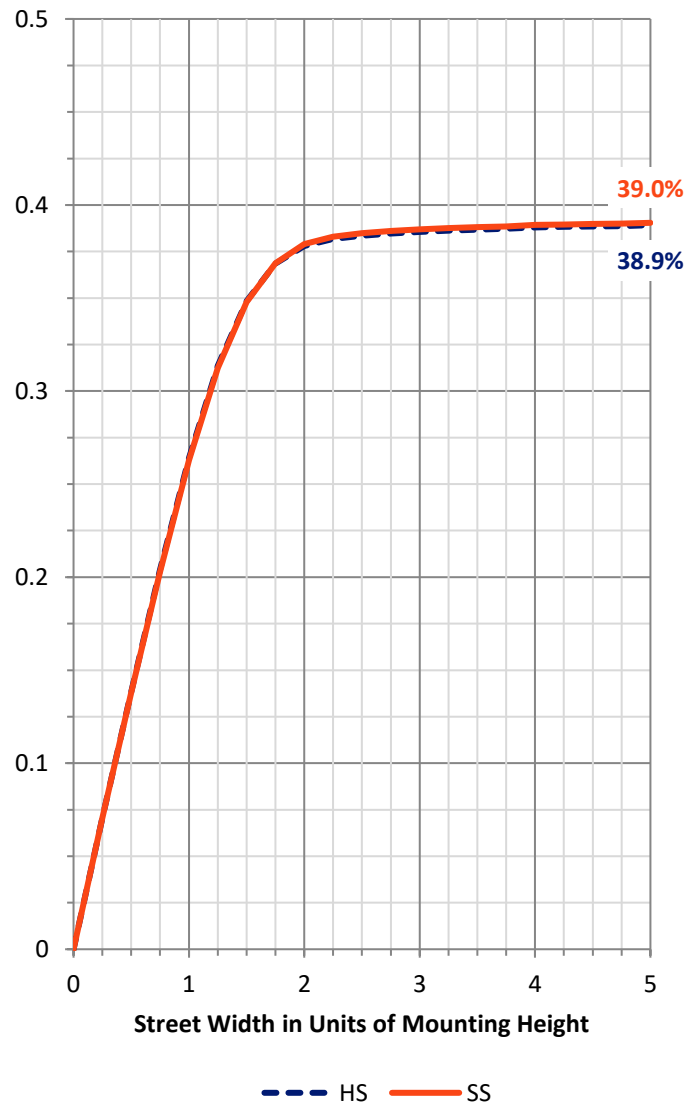
**FLUX DISTRIBUTION:**

		Downward	Upward	Total
<b>House Side</b>	Lumens	2553.0	713.1	3266.1
	% Fixture	39.1	10.9	50.0
<b>Street Side</b>	Lumens	2553.0	713.1	3266.1
	% Fixture	39.1	10.9	50.0
<b>Total</b>	Lumens	5106.0	1426.2	6532.2
	% Fixture	78.2	21.8	100.0

**Coefficient of Utilization**

**ZONAL LUMENS:**

Zone	Lumens	% Fixture
0°-10°	56.2	0.9
10°-20°	175.5	2.7
20°-30°	328.5	5.0
30°-40°	571.7	8.8
40°-50°	932.8	14.3
50°-60°	1287.3	19.7
60°-70°	1221.1	18.7
70°-80°	502.6	7.7
80°-90°	30.4	0.5
90°-100°	4.7	0.1
100°-110°	69.0	1.1
110°-120°	153.0	2.3
120°-130°	223.9	3.4
130°-140°	265.6	4.1
140°-150°	269.3	4.1
150°-160°	231.1	3.5
160°-170°	155.1	2.4
170°-180°	54.3	0.8
0°-90°	5106.0	78.2
0°-180°	6532.2	100.0



REPORT NUMBER: P228729

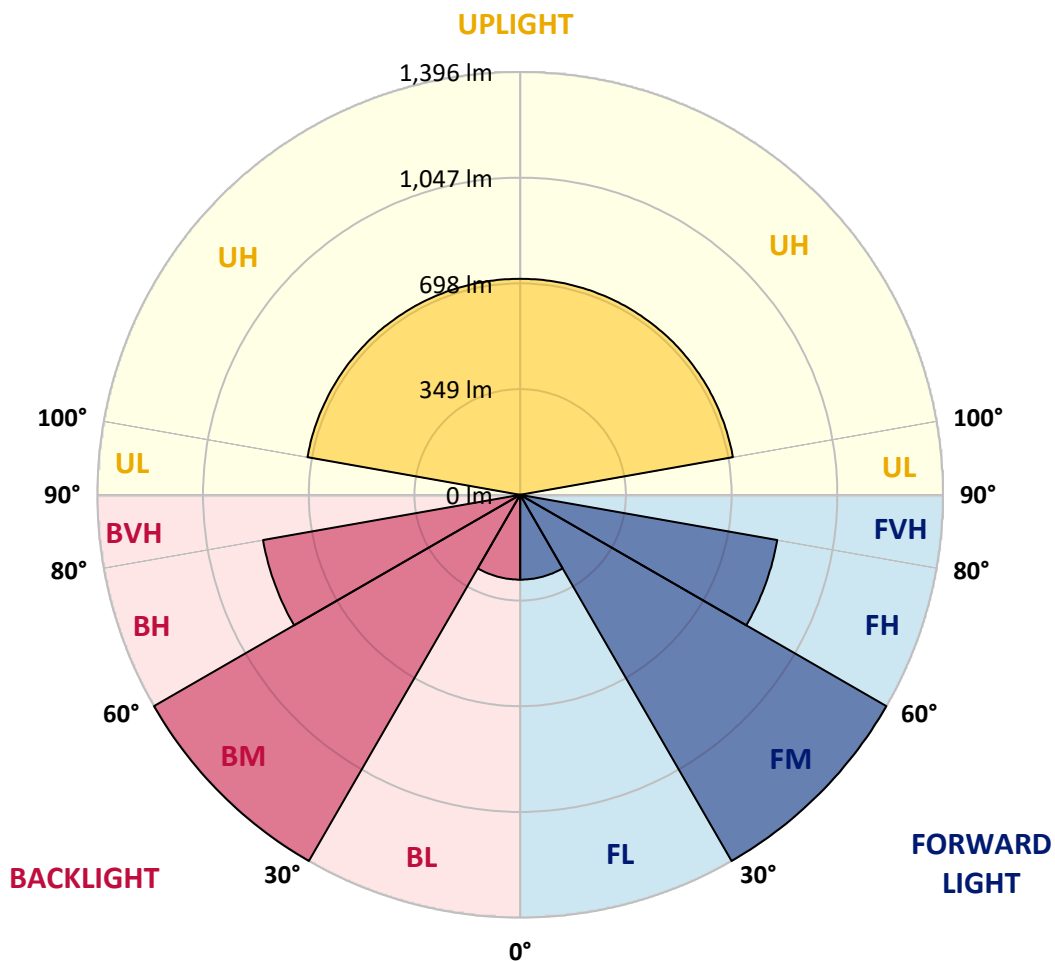
CATALOG NUMBER: ISS-AF-1000-LED-E1-RW-7030-ULG

**LUMINAIRE CLASSIFICATION SYSTEM LUMEN TABLE AND BUG RATING:**

Zone	Lumens	% Fixture	Zone Rating/Lumen Limit		
			B	U	G
FL (0°-30°)	280.1	4.3			
FM (30°-60°)	1395.9	21.4			
FH (60°-80°)	861.9	13.2			G1/1800
FVH (80°-90°)	15.2	0.2			G1/100
BL (0°-30°)	280.1	4.3	B1/500		
BM (30°-60°)	1395.9	21.4	B2/2500		
BH (60°-80°)	861.9	13.2	B2/1000		G2/1000
BVH (80°-90°)	15.2	0.2			G1/100
UL (90°-100°)	4.7	0.1		U1/10	
UH (100°-180°)	713.1	10.9		U4/1000	

**BUG Rating: B2-U5-G2**

Type II Medium





REPORT NUMBER: P228729

CATALOG NUMBER: ISS-AF-1000-LED-E1-RW-7030-ULG

**CANDELA DISTRIBUTION (FULL):**

	0°	5°	15°	25°	35°	37.5°	40°	42.5°	45°	47.5°	50°
0°	581.4	581.4	581.4	581.4	581.4	581.4	581.4	581.4	581.4	581.4	581.4
2.5°	579.7	578.0	579.7	579.7	581.4	581.4	581.4	581.4	579.7	583.1	583.1
5°	579.7	579.7	581.4	581.4	584.8	588.2	583.1	584.8	586.5	584.8	588.2
7.5°	579.7	579.7	579.7	583.1	588.2	591.5	588.2	589.9	593.2	593.2	596.6
10°	574.6	573.0	576.3	583.1	591.5	596.6	594.9	601.7	600.0	601.7	605.1
12.5°	566.2	566.2	573.0	583.1	598.3	601.7	603.4	606.8	611.8	610.1	615.2
15°	567.9	569.6	576.3	589.9	608.5	611.8	613.5	613.5	622.0	618.6	628.7
17.5°	579.7	581.4	588.2	601.7	623.7	623.7	625.4	628.7	640.6	633.8	647.3
20°	598.3	600.0	606.8	622.0	642.3	640.6	643.9	647.3	662.5	655.8	669.3
22.5°	620.3	623.7	632.1	649.0	671.0	660.8	667.6	674.4	689.6	677.7	696.3
25°	650.7	655.8	664.2	682.8	706.5	694.6	701.4	706.5	723.4	706.5	725.1
27.5°	694.6	698.0	704.8	725.1	745.4	736.9	740.3	743.7	763.9	745.4	765.6
30°	747.0	752.1	758.9	777.5	797.7	784.2	791.0	794.4	811.3	792.7	809.6
32.5°	813.0	818.0	826.5	843.4	860.3	840.0	841.7	846.8	863.7	845.1	863.7
35°	890.7	894.1	905.9	926.2	938.0	905.9	907.6	907.6	929.6	904.2	924.5
37.5°	971.8	975.2	988.7	1009.0	1022.5	987.0	987.0	988.7	1009.0	980.3	998.9
40°	1056.3	1066.5	1081.7	1102.0	1112.1	1071.5	1074.9	1073.2	1096.9	1063.1	1081.7
42.5°	1140.8	1149.3	1171.3	1194.9	1206.8	1166.2	1167.9	1162.8	1186.5	1151.0	1166.2
45°	1213.5	1220.3	1247.3	1281.1	1299.7	1257.5	1257.5	1257.5	1281.1	1237.2	1255.8
47.5°	1272.7	1277.7	1306.5	1355.5	1385.9	1343.7	1347.0	1340.3	1375.8	1321.7	1347.0
50°	1314.9	1316.6	1353.8	1409.6	1462.0	1423.1	1428.2	1431.5	1465.4	1418.0	1440.0
52.5°	1328.5	1331.8	1374.1	1441.7	1517.7	1492.4	1511.0	1517.7	1548.2	1497.5	1527.9
55°	1281.1	1289.6	1353.8	1453.5	1556.6	1548.2	1570.1	1583.7	1622.5	1580.3	1612.4
57.5°	1122.3	1132.4	1222.0	1385.9	1565.1	1578.6	1609.0	1631.0	1686.8	1661.4	1696.9
60°	895.8	904.2	995.5	1193.2	1458.6	1541.4	1610.7	1673.2	1730.7	1735.8	1781.4
62.5°	615.2	627.0	714.9	904.2	1227.0	1336.9	1436.6	1539.7	1636.1	1752.7	1811.8
65°	300.8	307.6	382.0	564.5	900.8	1041.1	1157.7	1303.1	1392.7	1560.0	1656.3
67.5°	165.6	165.6	177.5	234.9	481.7	620.3	745.4	927.9	1019.2	1225.4	1348.7
70°	138.6	138.6	135.2	143.7	182.5	216.3	280.6	385.4	512.1	720.0	831.5
71°	131.8	130.1	128.5	131.8	147.0	153.8	180.8	236.6	321.1	496.9	606.8
72.5°	123.4	120.0	114.9	116.6	125.1	125.1	130.1	138.6	170.7	233.2	312.7
75°	106.5	103.1	98.0	98.0	99.7	101.4	103.1	106.5	108.2	111.5	125.1
77.5°	87.9	84.5	79.4	79.4	77.7	79.4	82.8	84.5	81.1	87.9	89.6
80°	67.6	62.5	60.8	60.8	59.2	57.5	57.5	57.5	59.2	62.5	64.2
82.5°	42.3	38.9	40.6	38.9	37.2	37.2	37.2	37.2	38.9	38.9	42.3
85°	20.3	20.3	22.0	20.3	16.9	16.9	15.2	13.5	15.2	13.5	16.9
87.5°	0.0	0.0	0.0	0.0	0.0	0.0	0.0	0.0	0.0	0.0	1.7
90°	0.0	0.0	0.0	0.0	0.0	0.0	0.0	0.0	0.0	0.0	0.0
92.5°	0.0	0.0	0.0	0.0	0.0	0.0	0.0	0.0	0.0	0.0	0.0
95°	1.0	1.0	1.0	1.0	1.0	1.0	1.0	1.0	1.0	1.0	1.0
97.5°	2.0	2.0	2.0	3.0	4.0	5.2	6.5	7.8	9.0	10.0	11.0
100°	8.0	8.0	10.0	14.0	22.0	24.0	26.0	28.0	30.0	30.5	31.0
102.5°	28.0	28.0	32.0	38.0	45.0	46.2	47.5	48.8	50.0	50.2	50.5
105°	54.0	54.0	56.0	61.0	66.0	67.0	68.0	69.0	70.0	70.2	70.5
107.5°	78.0	77.0	80.0	84.0	88.0	88.8	89.5	90.2	91.0	91.5	92.0



REPORT NUMBER: P228729

CATALOG NUMBER: ISS-AF-1000-LED-E1-RW-7030-ULG

**CANDELA DISTRIBUTION (continued):**

	0°	5°	15°	25°	35°	37.5°	40°	42.5°	45°	47.5°	50°
110°	101.0	102.0	103.0	106.0	110.0	110.5	111.0	111.5	112.0	112.5	113.0
112.5°	124.0	124.0	126.0	129.0	132.0	132.5	133.0	133.5	134.0	134.5	135.0
115°	146.0	147.0	149.0	151.0	154.0	154.5	155.0	155.5	156.0	156.5	157.0
117.5°	169.0	170.0	172.0	174.0	177.0	177.5	178.0	178.5	179.0	179.2	179.5
120°	193.0	195.0	196.0	198.0	201.0	201.2	201.5	201.8	202.0	202.5	203.0
122.5°	219.0	220.0	221.0	223.0	226.0	226.2	226.5	226.8	227.0	227.2	227.5
125°	244.0	246.0	247.0	248.0	251.0	251.2	251.5	251.8	252.0	252.2	252.5
127.5°	267.0	269.0	270.0	272.0	274.0	274.5	275.0	275.5	276.0	276.5	277.0
130°	290.0	292.0	293.0	294.0	298.0	298.2	298.5	298.8	299.0	299.5	300.0
132.5°	313.0	314.0	317.0	318.0	321.0	321.2	321.5	321.8	322.0	322.8	323.5
135°	336.0	337.0	339.0	341.0	345.0	345.0	345.0	345.0	345.0	345.8	346.5
137.5°	359.0	360.0	363.0	364.0	367.0	367.0	367.0	367.0	367.0	367.5	368.0
140°	382.0	383.0	385.0	386.0	388.0	388.2	388.5	388.8	389.0	389.2	389.5
142.5°	404.0	406.0	408.0	407.0	410.0	410.0	410.0	410.0	410.0	410.5	411.0
145°	425.0	426.0	428.0	428.0	431.0	431.2	431.5	431.8	432.0	432.5	433.0
147.5°	444.0	444.0	447.0	448.0	452.0	452.2	452.5	452.8	453.0	453.2	453.5
150°	461.0	462.0	464.0	465.0	469.0	469.2	469.5	469.8	470.0	470.2	470.5
152.5°	479.0	480.0	483.0	482.0	485.0	485.2	485.5	485.8	486.0	486.2	486.5
155°	499.0	500.0	502.0	501.0	503.0	503.0	503.0	503.0	503.0	503.2	503.5
157.5°	513.0	515.0	517.0	516.0	519.0	519.0	519.0	519.0	519.0	519.0	519.0
160°	525.0	527.0	529.0	529.0	532.0	532.0	532.0	532.0	532.0	532.0	532.0
162.5°	535.0	536.0	539.0	538.0	541.0	541.0	541.0	541.0	541.0	541.2	541.5
165°	546.0	547.0	549.0	548.0	552.0	552.0	552.0	552.0	552.0	552.2	552.5
167.5°	555.0	556.0	559.0	558.0	561.0	560.8	560.5	560.2	560.0	560.0	560.0
170°	562.0	563.0	566.0	565.0	567.0	566.8	566.5	566.2	566.0	565.8	565.5
172.5°	565.0	566.0	569.0	567.0	569.0	568.8	568.5	568.2	568.0	568.2	568.5
175°	567.0	569.0	570.0	569.0	572.0	572.0	572.0	572.0	572.0	572.2	572.5
177.5°	572.0	573.0	575.0	574.0	578.0	577.8	577.5	577.2	577.0	577.0	577.0
180°	576.0	576.0	576.0	576.0	576.0	576.0	576.0	576.0	576.0	576.0	576.0





REPORT NUMBER: P228729

CATALOG NUMBER: ISS-AF-1000-LED-E1-RW-7030-ULG

**CANDELA DISTRIBUTION (continued):**

	52.5°	55°	57.5°	60°	62.5°	65°	67.5°	70°	72.5°	75°	77.5°
0°	581.4	581.4	581.4	581.4	581.4	581.4	581.4	581.4	581.4	581.4	581.4
2.5°	578.0	581.4	579.7	581.4	578.0	581.4	576.3	581.4	579.7	581.4	578.0
5°	583.1	588.2	583.1	589.9	583.1	589.9	583.1	589.9	584.8	589.9	583.1
7.5°	588.2	598.3	591.5	600.0	591.5	601.7	591.5	601.7	594.9	603.4	591.5
10°	598.3	610.1	600.0	610.1	600.0	611.8	600.0	613.5	603.4	616.9	601.7
12.5°	606.8	620.3	610.1	623.7	608.5	627.0	611.8	632.1	615.2	635.5	615.2
15°	618.6	635.5	625.4	640.6	625.4	645.6	627.0	650.7	632.1	654.1	632.1
17.5°	635.5	654.1	640.6	659.2	642.3	664.2	643.9	669.3	650.7	672.7	650.7
20°	659.2	674.4	660.8	681.1	662.5	682.8	665.9	686.2	671.0	691.3	671.0
22.5°	686.2	699.7	689.6	701.4	684.5	701.4	684.5	701.4	689.6	706.5	689.6
25°	716.6	726.8	714.9	726.8	711.5	725.1	709.9	723.4	711.5	726.8	714.9
27.5°	757.2	762.3	748.7	758.9	740.3	753.8	736.9	750.4	738.6	752.1	743.7
30°	801.1	806.2	792.7	799.4	779.2	787.6	769.0	780.8	770.7	780.8	775.8
32.5°	850.1	856.9	841.7	845.1	828.2	829.9	814.6	819.7	811.3	814.6	813.0
35°	905.9	914.4	897.5	902.5	883.9	883.9	870.4	868.7	865.4	862.0	862.0
37.5°	976.9	980.3	966.8	966.8	944.8	944.8	927.9	927.9	921.1	914.4	911.0
40°	1054.6	1056.3	1034.4	1032.7	1010.7	1010.7	992.1	987.0	975.2	966.8	961.7
42.5°	1137.5	1135.8	1103.7	1107.0	1074.9	1076.6	1053.0	1047.9	1036.1	1025.9	1015.8
45°	1222.0	1215.2	1183.1	1181.4	1144.2	1145.9	1117.2	1113.8	1096.9	1086.8	1074.9
47.5°	1308.2	1304.8	1269.3	1260.8	1222.0	1220.3	1183.1	1183.1	1166.2	1156.1	1144.2
50°	1397.7	1396.1	1355.5	1350.4	1309.9	1303.1	1259.2	1259.2	1238.9	1235.5	1218.6
52.5°	1495.8	1489.0	1445.1	1443.4	1404.5	1399.4	1352.1	1348.7	1318.3	1316.6	1298.0
55°	1592.1	1580.3	1551.5	1538.0	1499.2	1497.5	1455.2	1446.8	1407.9	1407.9	1384.2
57.5°	1680.0	1669.9	1646.2	1634.4	1597.2	1592.1	1546.5	1546.5	1512.7	1511.0	1485.6
60°	1771.3	1774.6	1749.3	1744.2	1708.7	1707.0	1661.4	1661.4	1627.6	1625.9	1597.2
62.5°	1849.0	1882.8	1872.7	1876.1	1845.6	1840.6	1794.9	1791.5	1752.7	1747.6	1723.9
65°	1773.0	1891.3	1967.3	2018.0	2014.6	2013.0	1969.0	1962.3	1913.2	1899.7	1860.8
67.5°	1489.0	1642.8	1781.4	1933.5	2045.1	2129.6	2154.9	2144.8	2102.5	2063.7	2016.3
70°	997.2	1174.6	1350.4	1539.7	1730.7	1916.6	2107.6	2190.4	2278.3	2247.9	2239.4
71°	758.9	941.4	1117.2	1316.6	1519.4	1725.6	1960.6	2058.6	2236.1	2234.4	2280.0
72.5°	427.6	589.9	777.5	951.5	1142.5	1355.5	1597.2	1705.4	1960.6	2011.3	2143.1
75°	136.9	187.6	248.5	392.1	510.4	704.8	883.9	992.1	1161.1	1245.6	1429.9
77.5°	91.3	101.4	104.8	121.7	136.9	194.4	263.7	322.8	354.9	371.8	390.4
80°	65.9	71.0	74.4	82.8	84.5	94.6	94.6	104.8	103.1	109.9	104.8
82.5°	42.3	47.3	49.0	52.4	54.1	60.8	64.2	71.0	71.0	74.4	72.7
85°	20.3	23.7	23.7	27.0	27.0	32.1	32.1	37.2	37.2	42.3	40.6
87.5°	1.7	1.7	1.7	3.4	3.4	3.4	5.1	6.8	6.8	6.8	6.8
90°	0.0	0.0	0.0	0.0	0.0	0.0	0.0	0.0	0.0	0.0	0.0
92.5°	0.0	0.0	0.0	0.0	0.0	0.0	0.0	0.0	0.0	0.0	0.0
95°	1.0	1.0	1.0	1.0	1.0	1.0	1.0	1.0	1.0	1.0	1.0
97.5°	12.0	13.0	11.5	10.0	8.5	7.0	6.5	6.0	5.5	5.0	4.8
100°	31.5	32.0	31.5	31.0	30.5	30.0	29.2	28.5	27.8	27.0	26.8
102.5°	50.8	51.0	50.8	50.5	50.2	50.0	49.5	49.0	48.5	48.0	48.2
105°	70.8	71.0	71.0	71.0	71.0	71.0	70.5	70.0	69.5	69.0	69.5
107.5°	92.5	93.0	92.8	92.5	92.2	92.0	91.8	91.5	91.2	91.0	91.2



REPORT NUMBER: P228729

CATALOG NUMBER: ISS-AF-1000-LED-E1-RW-7030-ULG

**CANDELA DISTRIBUTION (continued):**

	52.5°	55°	57.5°	60°	62.5°	65°	67.5°	70°	72.5°	75°	77.5°
110°	113.5	114.0	114.0	114.0	114.0	114.0	113.8	113.5	113.2	113.0	113.2
112.5°	135.5	136.0	136.0	136.0	136.0	136.0	135.8	135.5	135.2	135.0	135.5
115°	157.5	158.0	158.0	158.0	158.0	158.0	158.0	158.0	158.0	158.0	158.5
117.5°	179.8	180.0	180.2	180.5	180.8	181.0	180.8	180.5	180.2	180.0	180.5
120°	203.5	204.0	204.0	204.0	204.0	204.0	204.0	204.0	204.0	204.0	204.5
122.5°	227.8	228.0	228.0	228.0	228.0	228.0	228.2	228.5	228.8	229.0	230.0
125°	252.8	253.0	253.2	253.5	253.8	254.0	254.0	254.0	254.0	254.0	254.8
127.5°	277.5	278.0	277.8	277.5	277.2	277.0	277.2	277.5	277.8	278.0	278.8
130°	300.5	301.0	301.0	301.0	301.0	301.0	301.2	301.5	301.8	302.0	302.8
132.5°	324.2	325.0	325.0	325.0	325.0	325.0	325.2	325.5	325.8	326.0	326.8
135°	347.2	348.0	348.0	348.0	348.0	348.0	348.2	348.5	348.8	349.0	349.5
137.5°	368.5	369.0	369.0	369.0	369.0	369.0	369.2	369.5	369.8	370.0	371.0
140°	389.8	390.0	390.0	390.0	390.0	390.0	390.5	391.0	391.5	392.0	393.0
142.5°	411.5	412.0	412.0	412.0	412.0	412.0	412.2	412.5	412.8	413.0	413.8
145°	433.5	434.0	433.8	433.5	433.2	433.0	433.2	433.5	433.8	434.0	434.8
147.5°	453.8	454.0	453.5	453.0	452.5	452.0	452.2	452.5	452.8	453.0	453.8
150°	470.8	471.0	470.5	470.0	469.5	469.0	469.0	469.0	469.0	469.0	470.0
152.5°	486.8	487.0	486.8	486.5	486.2	486.0	486.0	486.0	486.0	486.0	486.8
155°	503.8	504.0	503.8	503.5	503.2	503.0	503.2	503.5	503.8	504.0	504.8
157.5°	519.0	519.0	518.5	518.0	517.5	517.0	517.2	517.5	517.8	518.0	519.2
160°	532.0	532.0	531.5	531.0	530.5	530.0	530.0	530.0	530.0	530.0	530.8
162.5°	541.8	542.0	541.5	541.0	540.5	540.0	539.5	539.0	538.5	538.0	538.5
165°	552.8	553.0	552.2	551.5	550.8	550.0	549.5	549.0	548.5	548.0	548.5
167.5°	560.0	560.0	559.5	559.0	558.5	558.0	558.2	558.5	558.8	559.0	560.0
170°	565.2	565.0	564.8	564.5	564.2	564.0	564.5	565.0	565.5	566.0	567.2
172.5°	568.8	569.0	568.5	568.0	567.5	567.0	567.2	567.5	567.8	568.0	568.8
175°	572.8	573.0	572.2	571.5	570.8	570.0	569.5	569.0	568.5	568.0	568.8
177.5°	577.0	577.0	576.2	575.5	574.8	574.0	574.0	574.0	574.0	574.0	574.8
180°	576.0	576.0	576.0	576.0	576.0	576.0	576.0	576.0	576.0	576.0	576.0



REPORT NUMBER: P228729

CATALOG NUMBER: ISS-AF-1000-LED-E1-RW-7030-ULG

**CANDELA DISTRIBUTION (continued):**

	80°	82.5°	85°	87.5°	90°
0°	581.4	581.4	581.4	581.4	581.4
2.5°	583.1	581.4	583.1	579.7	583.1
5°	591.5	584.8	593.2	584.8	593.2
7.5°	605.1	596.6	606.8	593.2	605.1
10°	616.9	605.1	618.6	605.1	616.9
12.5°	637.2	618.6	640.6	618.6	640.6
15°	657.5	635.5	662.5	638.9	660.8
17.5°	676.1	655.8	681.1	657.5	679.4
20°	693.0	674.4	696.3	672.7	696.3
22.5°	709.9	698.0	714.9	698.0	714.9
25°	731.8	723.4	735.2	723.4	735.2
27.5°	757.2	753.8	760.6	752.1	762.3
30°	785.9	787.6	789.3	787.6	791.0
32.5°	821.4	829.9	826.5	826.5	826.5
35°	870.4	885.6	875.5	878.9	877.2
37.5°	916.1	938.0	924.5	929.6	926.2
40°	966.8	982.0	978.6	978.6	975.2
42.5°	1022.5	1041.1	1036.1	1037.7	1034.4
45°	1083.4	1100.3	1093.5	1091.8	1093.5
47.5°	1152.7	1171.3	1162.8	1161.1	1162.8
50°	1225.4	1247.3	1240.6	1237.2	1240.6
52.5°	1304.8	1331.8	1328.5	1325.1	1330.1
55°	1397.7	1423.1	1419.7	1423.1	1424.8
57.5°	1490.7	1519.4	1512.7	1521.1	1524.5
60°	1607.3	1624.2	1625.9	1627.6	1629.3
62.5°	1725.6	1732.4	1737.5	1742.5	1744.2
65°	1862.5	1864.2	1867.6	1862.5	1867.6
67.5°	1994.4	1982.5	1980.8	1985.9	1989.3
70°	2198.9	2198.9	2182.0	2205.6	2185.4
71°	2225.9	2258.0	2220.8	2273.2	2217.5
72.5°	2094.1	2153.2	2111.0	2158.3	2102.5
75°	1456.9	1593.8	1592.1	1659.7	1605.6
77.5°	403.9	378.6	403.9	348.2	333.0
80°	109.9	99.7	108.2	91.3	103.1
82.5°	72.7	62.5	60.8	49.0	52.4
85°	42.3	32.1	32.1	25.4	27.0
87.5°	6.8	1.7	6.8	3.4	5.1
90°	0.0	0.0	0.0	0.0	0.0
92.5°	0.0	0.0	0.0	0.0	0.0
95°	1.0	1.0	1.0	1.0	1.0
97.5°	4.5	4.2	4.0	4.0	4.0
100°	26.5	26.2	26.0	25.5	25.0
102.5°	48.5	48.8	49.0	48.5	48.0
105°	70.0	70.5	71.0	70.0	69.0
107.5°	91.5	91.8	92.0	91.5	91.0



REPORT NUMBER: P228729

CATALOG NUMBER: ISS-AF-1000-LED-E1-RW-7030-ULG

**CANDELA DISTRIBUTION (continued):**

	80°	82.5°	85°	87.5°	90°
110°	113.5	113.8	114.0	113.5	113.0
112.5°	136.0	136.5	137.0	136.0	135.0
115°	159.0	159.5	160.0	159.5	159.0
117.5°	181.0	181.5	182.0	181.0	180.0
120°	205.0	205.5	206.0	205.0	204.0
122.5°	231.0	232.0	233.0	232.5	232.0
125°	255.5	256.2	257.0	256.5	256.0
127.5°	279.5	280.2	281.0	279.5	278.0
130°	303.5	304.2	305.0	304.0	303.0
132.5°	327.5	328.2	329.0	328.0	327.0
135°	350.0	350.5	351.0	350.5	350.0
137.5°	372.0	373.0	374.0	373.0	372.0
140°	394.0	395.0	396.0	395.0	394.0
142.5°	414.5	415.2	416.0	415.5	415.0
145°	435.5	436.2	437.0	436.0	435.0
147.5°	454.5	455.2	456.0	454.5	453.0
150°	471.0	472.0	473.0	471.5	470.0
152.5°	487.5	488.2	489.0	487.5	486.0
155°	505.5	506.2	507.0	506.0	505.0
157.5°	520.5	521.8	523.0	521.5	520.0
160°	531.5	532.2	533.0	532.0	531.0
162.5°	539.0	539.5	540.0	538.5	537.0
165°	549.0	549.5	550.0	549.0	548.0
167.5°	561.0	562.0	563.0	562.0	561.0
170°	568.5	569.8	571.0	570.0	569.0
172.5°	569.5	570.2	571.0	569.5	568.0
175°	569.5	570.2	571.0	569.5	568.0
177.5°	575.5	576.2	577.0	575.5	574.0
180°	576.0	576.0	576.0	576.0	576.0

(END OF REPORT)